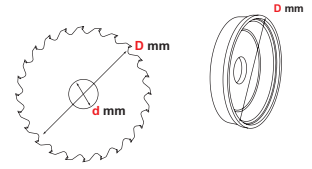
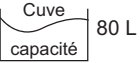




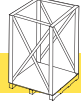
AFFUTEUSES POUR LAMES DE SCIES CIRCULAIRES CARBURE

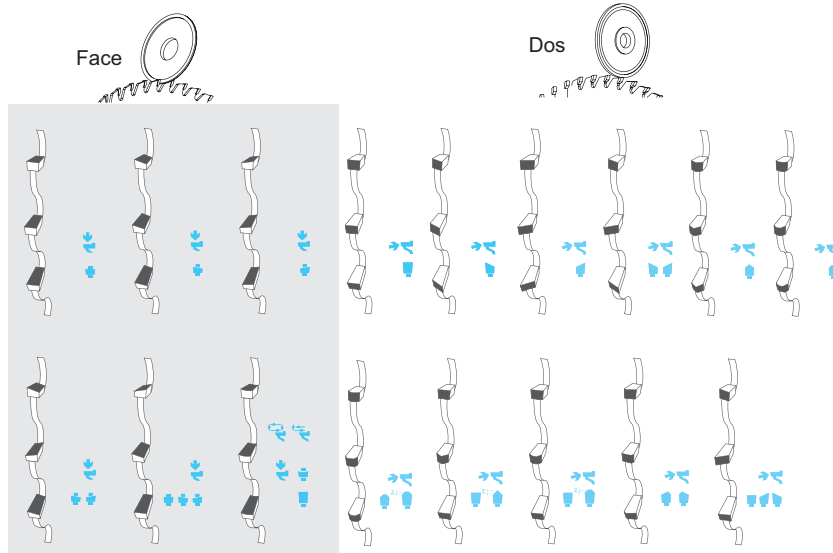
SHARPENING MACHINE FOR TCT CIRCULAR SAWS - SCHLEIFMASHINE FÜR HARTMETALL-KREISSÄGEBLÄTTER
 AFILADORA PARA SIERRAS CIRCULARES CON METAL DURO - AFFILATRICE PER CIRCOLARE AL WIDIA

AFFUTEUSE NUMERIQUE 4 AXES POUR LAMES DE SCIES CIRCULAIRES CARBURE

Automatic grinder for TCT circular saw - Automatische Rückenschleifmaschine für HM-Kreissägeblätter
 Afiladora automática para sierras circulares con metal duro - Affilatrice automatica per circolare al widia



Réf.	D mm	 kW	D m mm	 KG		CODE
CX100	80-500	3,0	125	950	1870x920x1250	MACH0335





AFFUTEUSES POUR LAMES DE SCIES CIRCULAIRES CARBURE

SHARPENING MACHINE FOR TCT CIRCULAR SAWS - SCHLEIFMASCHINE FÜR HARTMETALL-KREISSÄGEBLÄTTER
 AFILADORA PARA SIERRAS CIRCULARES CON METAL DURO - AFFILATRICE PER CIRCOLARE AL WIDIA

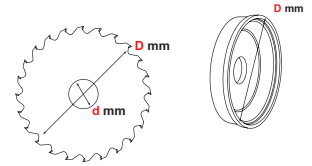

AFFUTEUSE NUMERIQUE 4 AXES POUR LAMES DE SCIES CIRCULAIRES CARBURE




Automatic grinder for TCT circular saw - Automatische Rückenschleifmaschine für HM-Kreissägeblätter
 Afiladora automática para sierras circulares con metal duro - Affilatrice automatica per circolare al widia

 380 V

 50 L/min


Cuve
 capacité 80 L



Réf.	D mm	 kW	D m mm	 KG		CODE
CP200	80-650	3,0	125	850	1870x920x1250	MACH1004

