

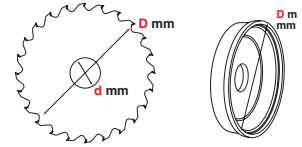
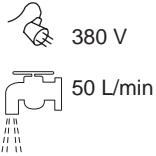
AFFUTEUSES POUR LAMES DE SCIES CIRCULAIRES CARBURE




SHARPENING MACHINE FOR TCT CIRCULAR SAWS - SCHLEIFMASHINE FÜR HARTMETALL-KREISSÄGEBLÄTTER
 AFILADORA PARA SIERRAS CIRCULARES CON METAL DURO - AFFILATRICE PER CIRCOLARE AL WIDIA

AFFUTEUSE AUTOMATIQUE POUR LAMES DE SCIES CIRCULAIRES CARBURE



Automatic grinder for TCT circular saw - Automatische Rückenschleifmaschine für HM-Kreissägeblätter
 Afiladora automática para sierras circulares con metal duro - Affilatrice automatica per circolare al widia



Réf.	D mm	 kW	D m mm	 KG		CODE
CL200	80-810	5,0	220	950	1990x1950x2100	MACH0342

